

PRECISION POLISHING

Mirror polish
metal, carbide &
ceramic surfaces
automatically on your
existing 5-axis
machining centre



With ZEPHYR™
it's so simple!



THE "PAY AS YOU POLISH"
ACCESSORY PACKAGE FROM



WE SUPPLY

- Intuitive Easy to Use Software
- Touch screen tablet computer
- Simple to follow instructions
- Consumable Polishing tools
- Coolant filter
- Renishaw RMP 600 Probe (optional)
- Renishaw NC4 laser gauge (optional)
- Network link (normally wireless)
- External floppy drive (optional)



YOU SUPPLY

- ➔ A Regular 5-Axis Machining Centre
- ➔ A CAD file of the part (.stp or .igs format or similar)



Six Easy Steps to polished parts:

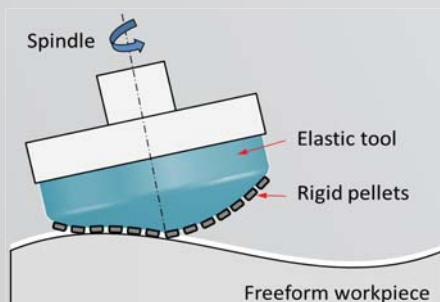
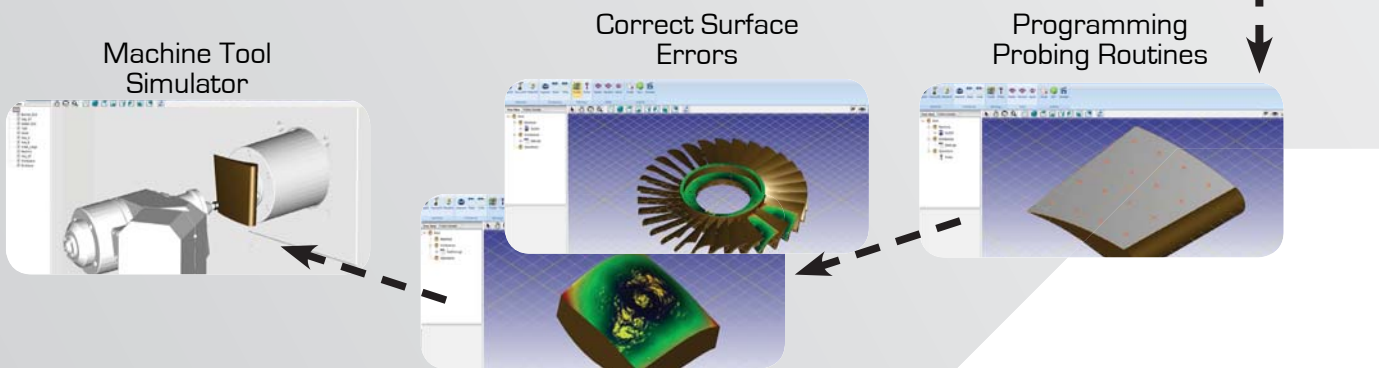
1. Load the tools to the tool carousel
2. Ensure that the Renishaw peripherals are in place (RMP 600 probe & NC4 laser gauge)
3. Load the part to the machine
4. Import the CAD file (.igs or .stp or similar) to the ZEPHYR™ tablet
5. Run the ZEPHYR™ tablet to generate the polishing toolpath
6. Connect the ZEPHYR™ tablet to the machine controller, download the toolpath and polish



Zeeko Polish on Your Existing Machining Centre

SOFTWARE

1. Intuitive software
2. Supplied running on Windows touch screen tablet
3. Toolpath is generated on the ZEPHYR™ tablet and transferred to the Machining Centre by network link
4. Toolpath simulation
5. Collision detection & avoidance
6. Functions:
 - a. Polish the surface to mirror finish
 - b. Improve the shape accuracy (using optional measuring equipment)



Shape
Adaptive
Grinding

OUR PROCESS

- High Productivity Polishing Process ←
- Down-to 1 nm Ra roughness ←
- Up-to 10 hours tool life ←

How To Buy ZEPHYR™

1. Open an account or register a credit card with ZEPHYR™
2. Purchase and Lease Options:

ZEPHYR™ Tool Mounts	Purchase or Lease
ZEPHYR™ Tool Inserts (consumable)	Purchase only
ZEPHYR™ CAM Tablet	Lease only
Coolant filters	Purchase only
Metrology Accessories (Renishaw probe/laser)	Purchase or Lease

4. Tool inserts come with software tokens that unlock CNC generation
 5. The next tool insert brings another software token (valid for the life of the tool)
 6. Establish a regular pattern of use and receive regular shipment of tools to support your business
- Truly "Pay as you Polish" – Call or E-Mail your ZEPHYR™ contact for more details



FAQs

1. What materials can be polished using ZEPHYR™

Tooling and molding inserts

- Stainless tool steels
- Carbides (tungsten and silicon)

Metal Components by Additive Manufacturing

High performance materials (Aeronautics, Automotive):

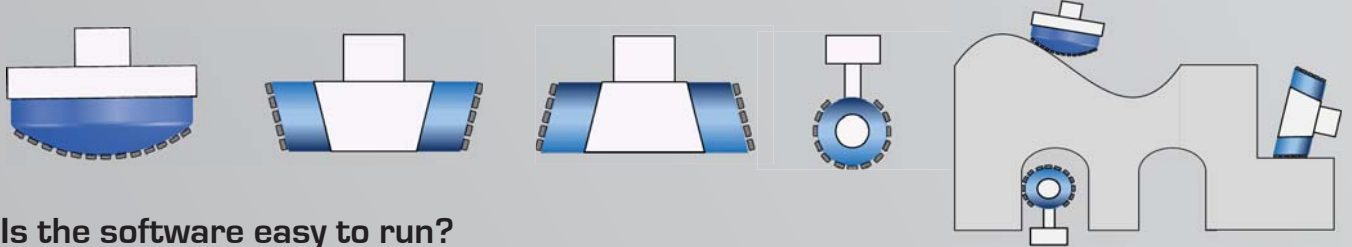
- Nickel Alloys (Inconel)
- Titanium Alloys

Medical (prosthetic):

- Cobalt Chrome
- Ceramics

2. Can the process polish the entire surface including the difficult corners etc?

We can polish the most complex areas using our wide array of tool geometries



3. Is the software easy to run?

It is as easy as it says! And in case of difficulty Zeeko runs a first class support service that never sleeps!

4. How fast and good is the process at polishing?

Faster than manual processes, and with guaranteed quality every time. Remember that Zeeko makes machines for polishing space satellite mirrors

24/7 SUPPORT

- 24 Hour Telephone support
- Online support
- Video link support
- Bureau service to help write the toolpaths required and to troubleshoot the outputs

We realise your business is a 24 x 7 business and needs 24 x 7 support.

We are here to provide exactly that!!

CONTACT

Zeeko Ltd

Address: 4-5 Vulcan Court | Vulcan Way | Coalville | Leicestershire | LE67 3FW | United Kingdom

Tel: +44 1530 815 832

Fax: +44 1530 839 631

Web: www.zeeko.co.uk

E-mail: zephyr.sales@zeeko.co.uk